



Orient BlackSwan

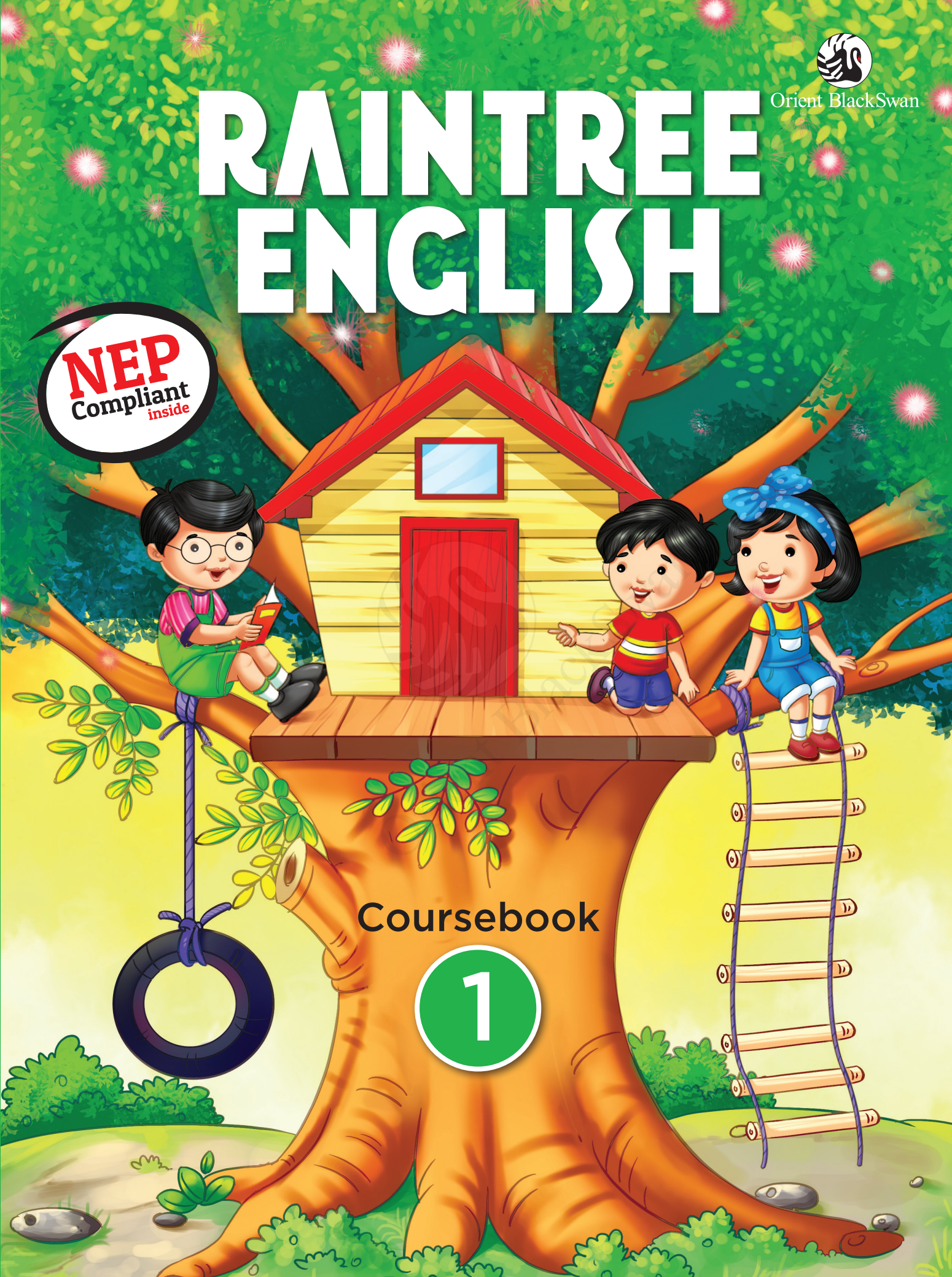
RAINTREE ENGLISH

NEP
Compliant
inside



Coursebook

1



Raintree English



Package

For the student

- 🌿 Primers and Activity Books 1 and 2
- 🌿 Coursebooks 1–8
- 🌿 Workbooks 1–8
- 🌿 Literature Readers 1–8
- 🌿 Students' Apps 3–8

For the teacher

- 🌿 Teachers' Resource Packs Primers to 8
- 🌿 Smart Books Primers to 8
- 🌿 Web Support



Digital Resources

Students' App

- 🌿 language enrichment on the go
- 🌿 interactive practice of exam skills
- 🌿 sample exam papers

Smart Book for Teachers

- 🌿 digitally mapped to the Coursebook and Literature Reader
- 🌿 blended learning solutions
- 🌿 audio-visual resources, worksheets, presentations and question-paper generator
- 🌿 interactive exercises
- 🌿 extra resources
- 🌿 teachers' resource folder

Teachers' Resource Pack

- 🌿 lesson plans for the Coursebook and Literature Reader
- 🌿 question bank for the Coursebook and Literature Reader
- 🌿 worksheets with answer key
- 🌿 comprehension passages
- 🌿 periodic tests
- 🌿 assessment papers
- 🌿 enrichment activities for listening and speaking, with audio tracks

Key Features

1

focus on receptive skills (reading and listening) and productive skills (speaking and writing) which are taught using an integrated approach

2

twin focus on effective communication and critical thinking

3

rich and varied input to encourage communicative learning through interactions with others

4

appreciation of culture and literary heritage as well as aspects of contemporary life and linked to the immediate environment of the students

Structure of a Unit

Theme Picture

theme-based opening page—

- ☞ serves as a window into the ideas that the students will come across in the unit
- ☞ focusses on 21st century skills
- ☞ develops visual and critical literacy

Reading

- ☞ new, comprehensive, CBSE exam-style questions
- ☞ a variety of formats

Values

- ☞ integrated approach to learning values
- ☞ guided exercises to ensure understanding and insight
- ☞ reflective strategy to record and review efforts made

Pronunciation/Spelling/Punctuation/Dictionary Work

- ☞ graded practice
- ☞ focus on challenging areas

Life Skills/Projects

- ☞ awareness of life situations
- ☞ integration of theory and practice
- ☞ decision-making and problem-solving through hands-on experience

Warm Up

a variety of interesting and fun formats to motivate students

author notes and short summaries of the texts and poems

Grammar

- ☞ concise explanations
- ☞ plenty of practice
- ☞ systematic revision

Writing

- ☞ focus on structure and coherence
- ☞ guidance on writing for a variety of purposes and in a variety of situations ranging from informal to very formal

Activities

- enrichment activities**—listening and speaking
- ☞ development of oral skills in real-life contexts
- ☞ consistent guidance through models and language structures
- ☞ complete audio support
- ☞ a range of formats for individual, pair and group work
- ☞ a very wide variety of listening tasks for pre-, while- and post-listening

embedded questions to ensure comprehension

on-page glossary—enables easy comprehension and word building

Vocabulary

- ☞ text-based
- ☞ rich source of new words and expressions



Language Syllabus—Coursebook 1

Unit	Title	Comprehension	Grammar	Vocabulary	Writing	Pronunciation/ Spelling/ Punctuation/ Word Activity	Listening	Speaking	Life Skills/Project
1.	A Lovely Sunday Morning	<ol style="list-style-type: none"> MCQs long answers higher order thinking skills values—living in a family 	naming words— <ol style="list-style-type: none"> common nouns proper nouns 	family words	matching		while-listening: circle the word— repetition	introduce yourself	
2.	Going to the Zoo	<ol style="list-style-type: none"> text search long answers higher order thinking skills values—kindness to animals 	plural— s	names of places	matching	pronunciation— <ol style="list-style-type: none"> sun; bun bat; cat spelling— vowels	while-listening: table completion— classification	pair-work— greet others	project—chart
	<i>The Merry-go-round</i>	<ol style="list-style-type: none"> mime higher order thinking skills activity—colour and identify 							
3.	Playing in the Park	<ol style="list-style-type: none"> sentence completion long answers higher order thinking skills values—being a good friend 	articles— a / an	feeling words	rearrange	punctuation— capital letters and small letters	post-listening: picture study— identify	pair-work— express likes and dislikes	life skills—being friendly

Unit	Title	Comprehension	Grammar	Vocabulary	Writing	Pronunciation/ Spelling/ Punctuation/ Word Activity	Listening	Speaking	Life Skills/Project
4.	A Visit to Grandfather	<ol style="list-style-type: none"> sentence completion long answers higher order thinking skills values—helping others 	subject pronoun— first and second person	opposites	guided composition (verbal and visual)	word activity— alphabetical order	while-listening: table completion—comprehension	pair-work—say goodbye	life skills—appreciate nature
	A Little Seed	<ol style="list-style-type: none"> wh- questions higher order thinking skills 			sequencing				
5.	Anil's Red Cycle	<ol style="list-style-type: none"> short answers long answers higher order thinking skills 	subject pronoun— third person	types of transport	description (myself)		while-listening: draw—detail	pair-work—say thank you	project—transport chart
6.	Tarun's New Bag	<ol style="list-style-type: none"> MCQs long answers higher order thinking skills values—taking care of our belongings 	this, that, these, those	compound words	draw and write	pronunciation— 1. moon 2. green	while-listening: match—key information	pair-work—ask and answer questions	
	Little Blue Daisies	<ol style="list-style-type: none"> wh- questions higher order thinking skills table completion 		naming insects					
7.	The Tortoise and the Hare	<ol style="list-style-type: none"> text search long answers higher order thinking skills values—working hard 	action words	colours	guided composition (visual)	spelling— three and four letter words	post-listening: circling—poem	story-telling	project—colouring

Unit	Title	Comprehension	Grammar	Vocabulary	Writing	Pronunciation/ Spelling/ Punctuation/ Word Activity	Listening	Speaking	Life Skills/Project
8.	Dum Dum the Baby Elephant	<ol style="list-style-type: none"> long answers reorder the sentences higher order thinking skills values—being polite 	attributive adjectives	word association	description (others)	pronunciation— <ol style="list-style-type: none"> cot; pot get; wet word activity— word meanings	post-listening: sing aloud—song	pair-work—describe	life skills—kindness to animals
	<i>My Big Balloon</i>	<ol style="list-style-type: none"> MCQs higher order thinking skills 		rhyming words					
9.	Where are the Peanuts?	<ol style="list-style-type: none"> text search long answers higher order thinking skills values—honesty 	prepositions of place— on, in, under	describing words	sequencing	punctuation— capital letters and full stops	post-listening: circle the words—conversation	describe a picture	<ol style="list-style-type: none"> life skills—difficult decisions project—scrap-book
10.	Tale of a Strick (play)	<ol style="list-style-type: none"> T or NT long answers higher order thinking skills value—being helpful 	the simple present tense	animal sounds	short answers				
	<i>The Wind and the Leaves</i>	<ol style="list-style-type: none"> MCQs higher order thinking skills 		rhyming words					



Contents

1. A Lovely Sunday Morning.....	1
2. Going to the Zoo.....	8
<i>The Merry-go-round</i> <i>Dorothy W Baruch</i>	17
3. Playing in the Park.....	19
4. A Visit to Grandfather.....	26
<i>A Little Seed</i>	37
5. Anil's Red Cycle.....	39
6. Tarun's New Bag	47
<i>Little Blue Daisies</i> <i>Ajay Dasgupta</i>	56
7. The Tortoise and the Hare	59
8. Dum Dum the Baby Elephant.....	68
<i>My Big Balloon</i>	77
9. Where are the Peanuts?	79
10. Tale of a Stick	87
<i>The Wind and the Leaves</i>	95



5

Anil's Red Cycle



Warm Up



Here are some ways of going from one place to another.
Write sky, water or land below the correct pictures.



1. _____



2. _____



3. _____



4. _____



5. _____



6. _____

Today is Anil's birthday.

“Happy Birthday!” says Mother. She is happy.

“Happy Birthday, dear Anil,” say Grandmother and Grandfather.

“We have something for you!”

Father is smiling. He is pointing to the window.

Complete these sentences.

🌿 The cycle is a _____ for Anil on his birthday.

🌿 Anil _____ his Grandmother and Grandfather.

Anil goes to the window. He sees a red cycle. It has a pink flag.

“I love it!” says Anil.

He **hugs** Grandmother and Grandfather. He says, “Thank you very much!”



Anil rides his cycle every day after school.

He loves the bell on his cycle. The bell is loud. *KRRING-KRRING!*

hugs: put your arms around somebody to show them that you like them

Trisha waves at him from her window. She is his friend.

“Hello, Anil!” she says.

“Look, Trisha! This is my new cycle!” says Anil.

“So **pretty!**” she says.

“Do you want to ride with me?” asks Anil.

“Yes, I want to,” says Trisha.

Anil and Trisha ride their cycles every day. They have fun together.



pretty: lovely

Who is Trisha?

What do Anil and Trisha do every day?

Comprehension

A. Answer these questions in one or two words.

1. Who did Anil see sitting on the sofa?
2. What surprise did Grandmother and Grandfather have for Anil?
3. Describe the bell on the cycle.
4. What did Anil say after getting the birthday gift?

B. Answer these questions in one sentence.

1. Describe Anil's new cycle.
2. When does Anil ride his cycle?

C. Think and answer.

1. Why did Anil ride his cycle in the evening?
2. Do you think Anil loves his parents and grandparents? Say two things that show that he loves them.

Grammar

Read these sentences.

- ∞ It is Anil's birthday. **He** is five years old today.
He = Anil
- ∞ "Happy Birthday!" says Mother. **She** is happy.
She = Mother
- ∞ Grandmother and Grandfather wish Anil. **They** are happy.
They = Grandfather and Grandmother
- ∞ He sees a red cycle. **It** has a pink flag.
It = cycle

He, she, they and it are pronouns.

We use a pronoun in place of a naming word.

He

- ∞ It is Anil's birthday. **Anil** is five years old today.

A. Read these sentences. Say who or what the word in colour is about.

1. Maya is my friend. **She** is very tall.
She = _____ **Maya** _____
2. I like your shirt. **It** is pretty.
It = _____

3. Rishi and Vani look for the football.
They find it under the sofa.

They = _____

4. Here is Ali. **He** is playing with a kitten.

He = _____

5. Ramita is in the park. **She** plays a game.

She = _____



B. Rewrite these sentences. Say he, she, they or it for the words in colour.

1. Harish is reading a book. **Harish** is on chapter five.

He is on chapter five.

2. Tara is not a dancer. **Tara** is a singer.

3. Manish and Keya are flying kites.
Manish and **Keya** are very happy.

4. I love to visit the zoo. **The zoo** is very clean.

5. Jaya's sister is playing with a doll. **The doll** has a red and white dress.



 **Vocabulary** 

Read this sentence.

☞ Anil rides his **cycle** every day after school.

Look at these pictures. Write the correct word from the box under each picture.

lorry	bus	auto-rickshaw	aeroplane	car	scooter
-------	-----	---------------	-----------	-----	---------



1. aeroplane



2. _____



3. _____



4. _____



5. _____




6. _____

Listening

Listen to these steps to help you draw a bus. Colour the bus.

Speaking

Anil is very happy to get a cycle from Grandfather and Grandmother. This is how he thanks them and how they reply.



Work with a friend. Practise how to say thank you when—

1. a friend shares her tiffin with you.
2. your father / mother help you with your homework.

Writing

Asmita is talking about her family.

I am Asmita. This is my family.

This is my father. He is a doctor.

My mother is a pilot.

This is my grandmother. She is a teacher.

This is my grandfather. He is a painter.

That is my sister. She is a dancer.



Now write six sentences about your family. 

I am ¹_____ . This is my family.

This is my father. He ²_____ .

My mother is ³_____ .

This is my grandmother. She is ⁴_____ .

This is my grandfather. He ⁵_____ .

That is my ⁶_____ . ⁷_____ is a ⁸_____ .

 **Project** 

Make a transport chart with your friend.

You will need—

chart paper

pictures of different kinds of transport

crayons

Let's begin—



1. Take a sheet of chart paper and divide it into three equal parts with the help of your teacher.
2. Colour the top section light blue. This is sky.
3. Colour the middle section deep blue. This is water.
4. Colour the bottom section green. This is land.
5. Try to find three different kinds of transport that you can see in the sky, on the water and on land. Paste them in the correct sections.
6. Write the names of the transport below them.

Answers for Warm Up

1. sky 2. land 3. water 4. water 5. land 6. sky



9

Where are the Peanuts?



Warm Up



Spot five differences between the two pictures.



Tutu is a squirrel. He lives in the **hollow** of a tree. Tutu loves peanuts. He has many peanuts in his house.

One evening, he cannot find the peanuts!

Tutu is very sad. He runs to his friend, the big old tree.



Complete these sentences.

Tutu lives in a _____ in a tree.

The big old tree is Tutu's _____.

hollow: a hole

“I cannot find my peanuts,” says Tutu.

“Hmm,” says the tree, “Where do you keep your peanuts?”

“I keep them in a small box. I put the box under my bed,” says Tutu.

Soon, Chirpy, the bird, comes and sits on a branch above Tutu.

“Why are you sad?” she asks Tutu.

“Someone has taken his peanuts,” says the tree.

“I cannot help you,” says Chirpy and flies away.

“Hello, Tutu,” say Teeny and Weeny, the two mice. “Why are you sad?”

“Someone has taken his peanuts,” says the tree.

“That’s too bad,” say Teeny and Weeny. “Where does he keep them?”

“He keeps them inside a pot. The pot is on the table,” says the old tree.

“Not a pot,” says Teeny. “He keeps them in a box under the bed.”

Tutu is looking for

- a. walnuts.
- b. cashew nuts.
- c. peanuts.



“How do you know that?” asks Tutu, looking surprised.

“We are very sorry,” cry Teeny and Weeny.
“We will not take your peanuts again.”

Teeny and Weeny steal the nuts from

- a. a box.
- b. a pot.
- c. a shop.

Comprehension

A. Complete these sentences with the correct words from the story.

1. Tutu lived in the _____.
2. Tutu kept the peanuts in a _____.
3. Chirpy, the bird said, “_____, Tutu.”
4. Teeny and Weeny were _____ for stealing the peanuts.

B. Answer these questions in one or two sentences.

1. What does Tutu love?
2. Where did Tutu go when he could not find the peanuts?
3. Who stole Tutu’s peanuts?
4. How did Tutu find out?

C. Think and answer.

Do you think Teeny and Weeny will steal the peanuts again?

D. Know your values.

In the story, Teeny and Weeny stole Tutu’s peanuts but did not tell him about it. So when Tutu finds out, he is very angry.

What do you think Teeny and Weeny should do?

We should not lie to our friends or family. We should always be honest.

Look at these pictures and words.



on



in



under

The words **on**, **in** and **under** are **position words**. These words tell us where someone or something is.

A. Look at the picture. Complete these sentences with in, on and under.








1. The vase is on the table.
2. The flowers are _____ the vase.
3. The ball is _____ the table.
4. The books are _____ the bag.
5. The bag is _____ the table.
6. The cat is _____ the table.

B. Look around your classroom. Write five sentences using on, in and under.

1. The chalk is on the table.
2. The teacher is in the classroom.
3. _____
4. _____
5. _____

Vocabulary

Match the words in A with the correct words in B.

A	B
1. a long	a. clown 
2. a young	b. ant 
3. a funny	c. ribbon 
4. a small	d. flower 
5. a yellow	e. woman 

Speaking

Look at the picture. Use the words in the box to describe the picture.

tree pond birds green blue



Listening

Listen to Hasmina talk to the shop-keeper. Then, circle the things that Hasmina buys from the shop.



pens and pencils



ruler



sandwich



chair



story-book



clothes

Writing

Varun is at the swimming pool with his father. Number these sentences in the correct order. Then, copy the sentences in your note-book.



- a. He jumps into the pool.
- b. It is a very hot summer day.
- c. Varun wears his swimming goggles.
- d. The water is cool and lovely.
- e. Varun has fun in the pool.

Punctuation

All sentences begin with a **capital letter**.

We end sentences with a **full stop** (.).

Rewrite these sentences in your note-book with capital letters and full stops.



1. bijoy lives in assam

Bijoy lives in Assam.

2. bijoy has a toy monkey

3. his toy monkey is called chichi

4. bijoy takes the monkey to school

5. the children like it very much

6. they play with chichi

Life Skills

You are in a toy shop. You see some boys steal a small toy and leave the shop.

What will you do?

- a. Tell the shop-keeper to stop the boys.
- b. Try to do the same thing.
- c. Do nothing.

Project

Work in groups of three. Make a scrap-book about two animals that live on trees. Find pictures and paste them on the pages.

You can say—

-  what they look like.  what they eat.



Answers for Warm Up

leaves, nose, teeth, trunk of tree, tail

RAINTREE ENGLISH

Class 1



Orient BlackSwan

The National Education Policy (NEP) 2020 emphasises certain crucial parameters based on content and pedagogy.

The Raintree English series provides a rich range of exercises and activities for each of the parameters.

Here is a quick reference guide to some of the examples in this book.

The Raintree English series is mapped perfectly to the National Education Policy 2020.

21st Century Skills

A broad set of skills, knowledge, work habits and character traits that are important for success in the 21st century

The NEP parameters	Features	Page nos.
The 4Cs		
Communication	Speaking	6, 24
Collaboration	Project	67, 86
Critical Thinking	Think and Answer	12, 58, 81
Creativity	Speaking	65
Social and Emotional Learning	Know Your Values	3
	Embedded Questions	21
Multiple Intelligences	Project	46
	Warm Up	79

Experiential/ Constructivist Approach

Learners construct their knowledge, based on what they already know, through experience or by doing and reflection

The NEP parameters	Features	Page nos.
Experiential/Constructivist Approach	Think and Answer	77

Integrated Approach

An approach to teaching and learning that works by connecting knowledge and skills across the curriculum, by bringing real life examples to the classroom

The NEP parameters	Features	Page nos.
Subject Integration	Listening (EVS)	7
Art Integration	Warm Up	8
	Comprehension C	18
Values	Know Your Values	12, 29, 81
Life Skills	Life skills	25, 76, 86

Digital Integration

The use of digital tools to enhance and support the teaching–learning process

ICT/Digital resources

Teachers' Smart Book - Full Text Animations (for all poems and select texts), Presentations, Picture Gallery, Embedded Questions, Interactive Tasks, Question-paper Generator, Weblinks, Our Heritage, Summary, Audio Tracks, Students' Corner, On-page Teachers' Resource section

Teacher Empowerment

Teachers' Resource Pack - Lesson Plans for the Textbook, Sample Question Paper with Answer Key, Students' Book Answer Key and Listening Texts
TRP CD: Lesson Plans, Comprehension Passages with Questions, Listening and Speaking (Subject Enrichment Activities), Sample Periodic Test Papers with Answer Key, Sample Paper for Half-yearly Examination with Answer Key, Sample Paper for Yearly Examination with Answer Key, Coursebook Answer Key and Listening Texts, Worksheets with Answer Key

Teachers' Portal - Lesson Plans, Listening Texts Question Bank with Answers for Coursebook, Worksheets, Answer Key to Worksheets, Comprehension Passages with Questions, Listening and Speaking (Tasks for Subject Enrichment), Listening and Speaking, E-chapters, Sample Periodic Test Papers with Answer Key, Sample Paper for Half-yearly Examination with Answer Key, Sample Paper for Yearly Examination with Answer Key



Follow us at

OrientBlackSwanSchools

3-6-752 Himayatnagar, Hyderabad 500 029, Telangana, INDIA
customercare@orientblackswan.com | www.orientblackswan.com